











3 New Modern Classic Finishes



With the increasing popularity of gray shades, we are adding to our palette of gray tones to include a full array of hues, from subtle and pale to deep and rich pigments. Gray finishes are the cooler, more chic cousin of white and we love the added depth it gives to a project. This neutral color can be used to create a calming, elegant or even electrifying effect, which makes it a perfect choice for any project.

© 2018 R.D. HENRY & COMPANY, LLC. ALL RIGHTS RESERVED 18.00

New Modern Classic Stains

	Alder	Beech	Cherry	Hickory	Maple	Oak	Quarter-Sawn Oak
Westminster	n/a		n/a		n/a	n/a	n/a
Gainsborough		n/a	n/a			n/a	
Sepia Mist					n/a		

Colors shown may not represent actual finishes due to the printing process. Please view a physical sample for true representation of the finish.



Westminster



Gainsborough



Sepia Mist

FEATURES:

- Available with 3 standard glaze options
- Satin sheen available at no charge
- Westminster available on Beech and Hickory
- Gainsborough available on Alder, Hickory, and Quarter-Sawn Oak
- Sepia Mist available on Alder, Cherry, Hickory, Oak, and Quarter-Sawn Oak



SEPIA MIST ON CHERRY NOTE

Fly specs will be present intermittently on random cherry doors and are not considered a defect. Please see an actual sample before placing an order.